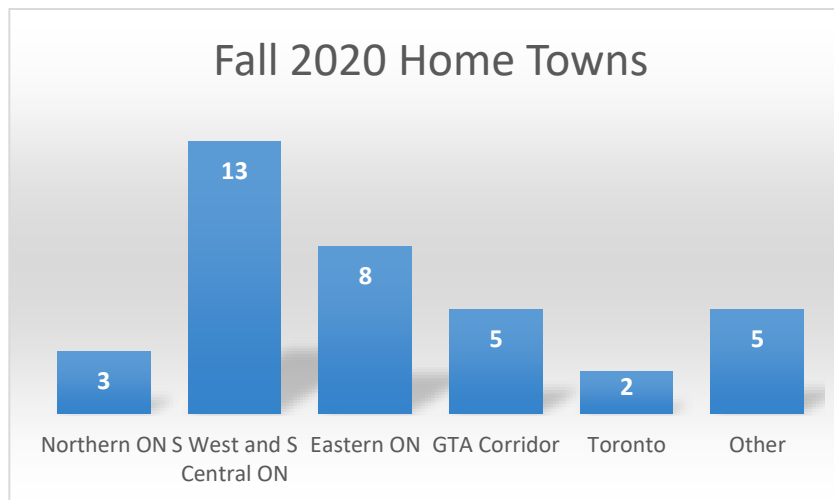
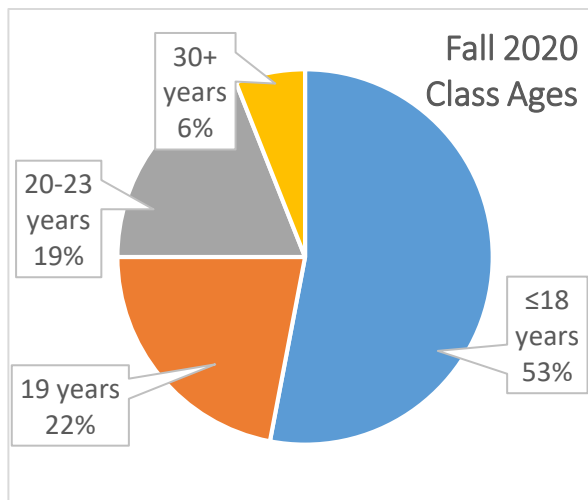


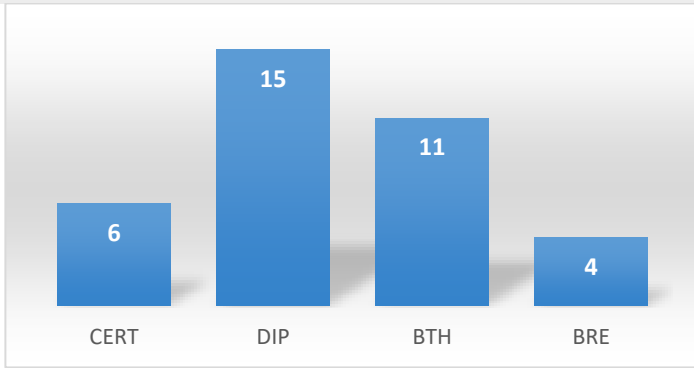
FALL 2020: ANALYSIS OF FIRST YEAR CLASS DEMOGRAPHICS (CAMPUS)

Fall 2020 FIRST YEAR FACTS at a GLANCE (Campus)	
36 NEW FIRST YEAR students are at the Peterborough campus for Fall 2020	26 were born in 2001 or 2002
50%-50% MALE/FEMALE ratio	53% are 18 years of age or younger
~31% were accepted directly into the B.Th. program	2 were accepted on Academic Probation
~60% qualified for Prodigy Days Scholarships	36% attended Open House
7 received Matching Scholarships from their home church	61% of FIRST YEAR students from Ontario qualified for academic entrance scholarships
~86% belong to a PAOC (or PAONL or Bermuda Pentecostal) church	5 moved from out-of-province to join the FIRST YEAR class at the Peterborough campus

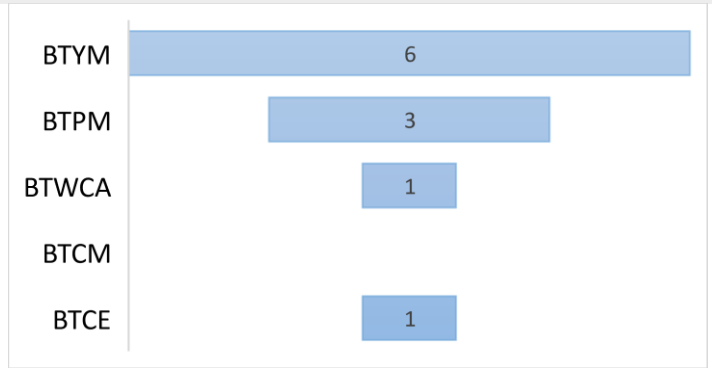


*GTA Corridor is defined as *Milton-Mississauga-Oakville-Brampton-Markham-Scarborough-Pickering-Ajax-Whitby-Oshawa*


FALL 2020 FIRST YEAR PROGRAM OF ENTRY (CAMPUS)



FALL 2020 FIRST YEAR B.Th. PROGRAM MAJOR (CAMPUS)

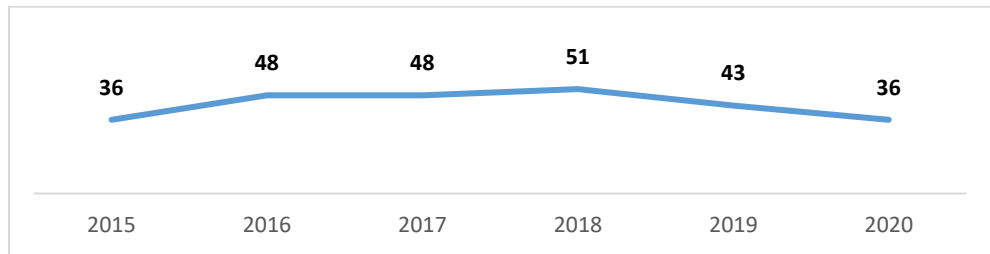


15 FIRST YEAR (campus) students did not meet the requirements for admissions directly into the B.Th. program (13 Diploma and 2 Certificate). When their program major selections (from their applications) are added to those who qualified for direct B.Th. admission, we see a significant portion would have chosen the Youth Ministry specialty as their program “major” of choice.

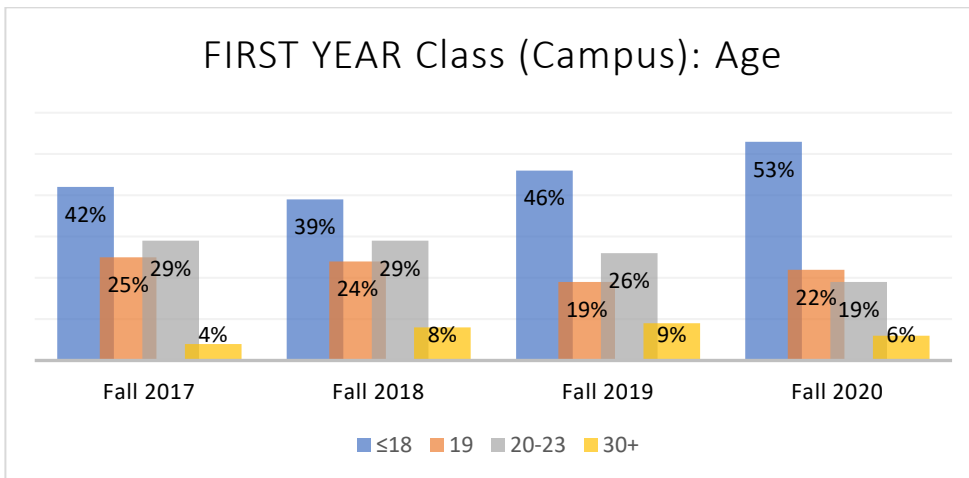


TRENDS: FIRST YEAR CLASS COMPARISONS (Campus)

Total New FIRST YEAR Students (Campus) FALL 2015 - FALL 2020



FIRST YEAR Class (Campus): Age



Generation Z is the group born from 1997 to roughly 2012.

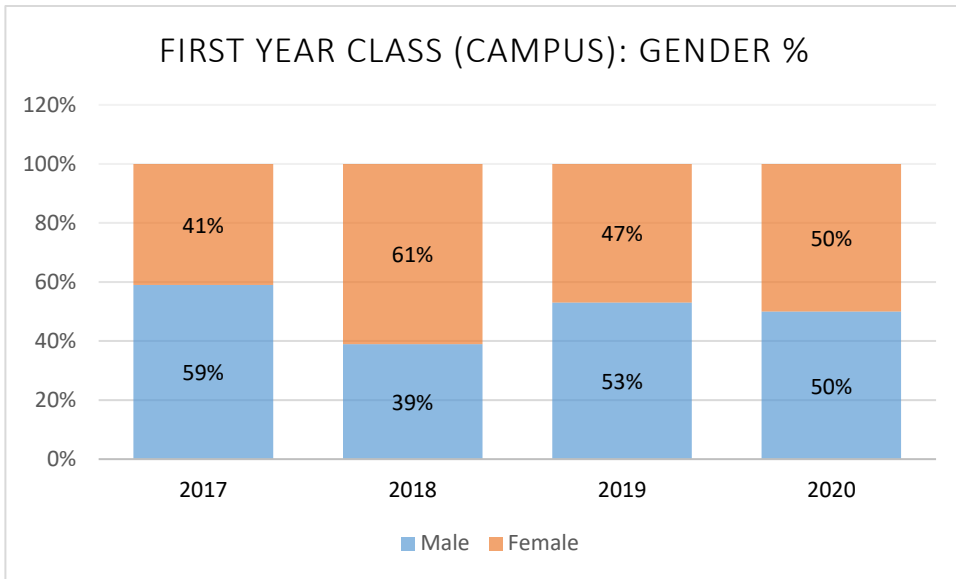
Fall 2020 FIRST YEAR campus class

- ✓ 94% fit the Gen Z dates
- ✓ 26 FIRST YEAR 2020 campus students were born in 2001 or 2002 (~72%)

Analysis: The age division for the 2020 first year class follows similar patterns to previous years, with a slight increase in the 18-year-old and under demographic. Note that Fall 2020, we have six students who were just 17 years old on Orientation Day. The “above 18-year-old” cohort continues to comprise close to half of the first-year class, demonstrating the importance of the post-high school group in our strategic enrolment planning.

Stats Can data from 2008 reported that approximately 30% of high school students took more than four months off between high school and post-secondary education. By 2011, that percentage has risen to just over 50%. However, almost 75% do attend post-secondary within 15 months of graduating high school, so there is an optimal window for recruiting this cohort.

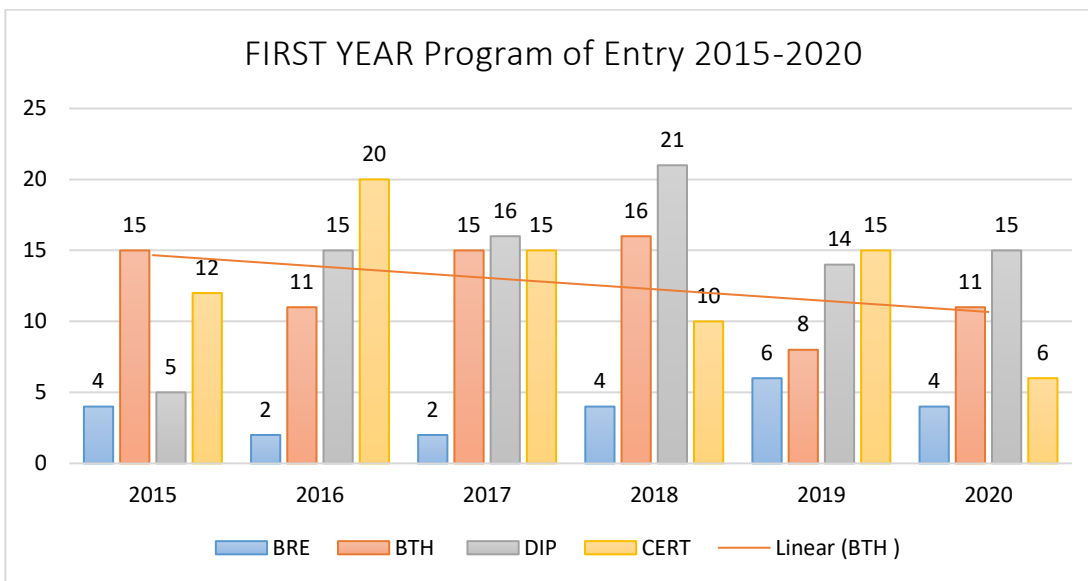
<https://ryersonian.ca/more-canadian-students-taking-gap-years/>



Fall 2020 FIRST YEAR (Campus)

This year the first-year class ratio of male/female students is exactly 50/50.

The overall ratio of male/female enrolled in both campus and online courses (including audit students) in 2020 is, once again, just slightly weighted towards females this year (96 to 85 [+ one unknown]).



B.Th. Admission

Just over 31% of the Fall 2020 class was admitted directly into the 4-year B.Th. degree.

- 42% in 2015
- 23% in 2016
- 31% in 2017
- 31% in 2018
- 20% in 2019

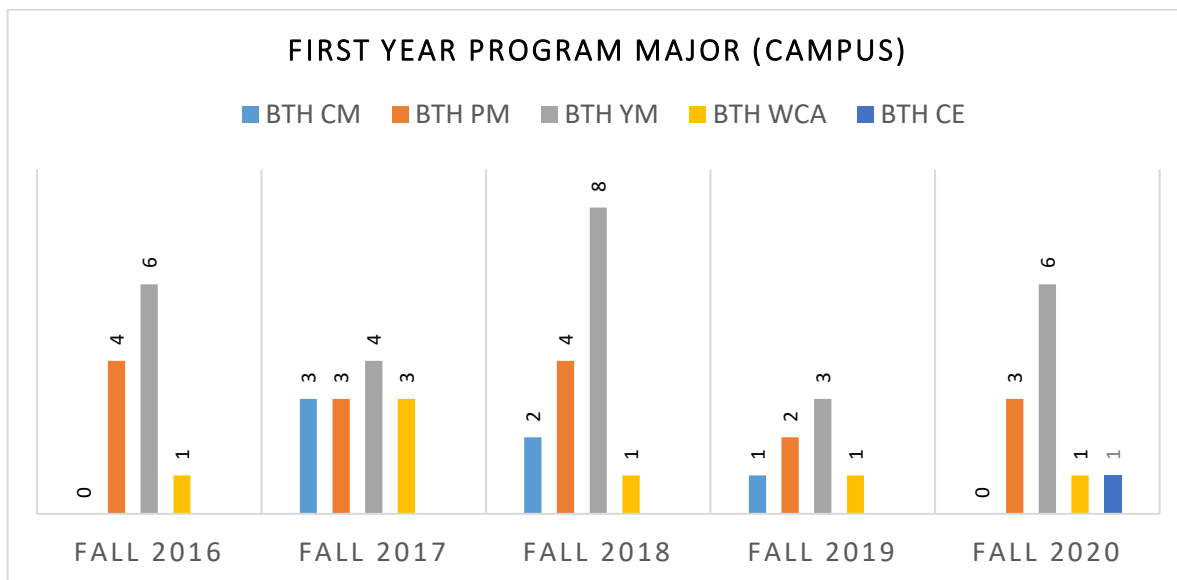
Program of entry: This year marks a small increase, both in actual numbers and in percentage of acceptance/admission directly into the B.Th. program. An additional 15 applied for the B.Th., however either did not meet the requirements for admission to university level courses in the province of their residence, or the admissions committee had significant concerns regarding their educational preparedness. As a result, they were offered admission into either the diploma (13) or certificate (2), with the opportunity to “move up” after achieving a 2.00 GPA in our common first year.

BRE admissions form just 11% of our first-year enrolment on campus—with similar numbers since 2015.

Just four students in Fall 2020 intentionally applied for the certificate program, a significant decrease from last year. (Two additional applicants were re-directed to the Certificate from the B.Th. due to academic concerns.)

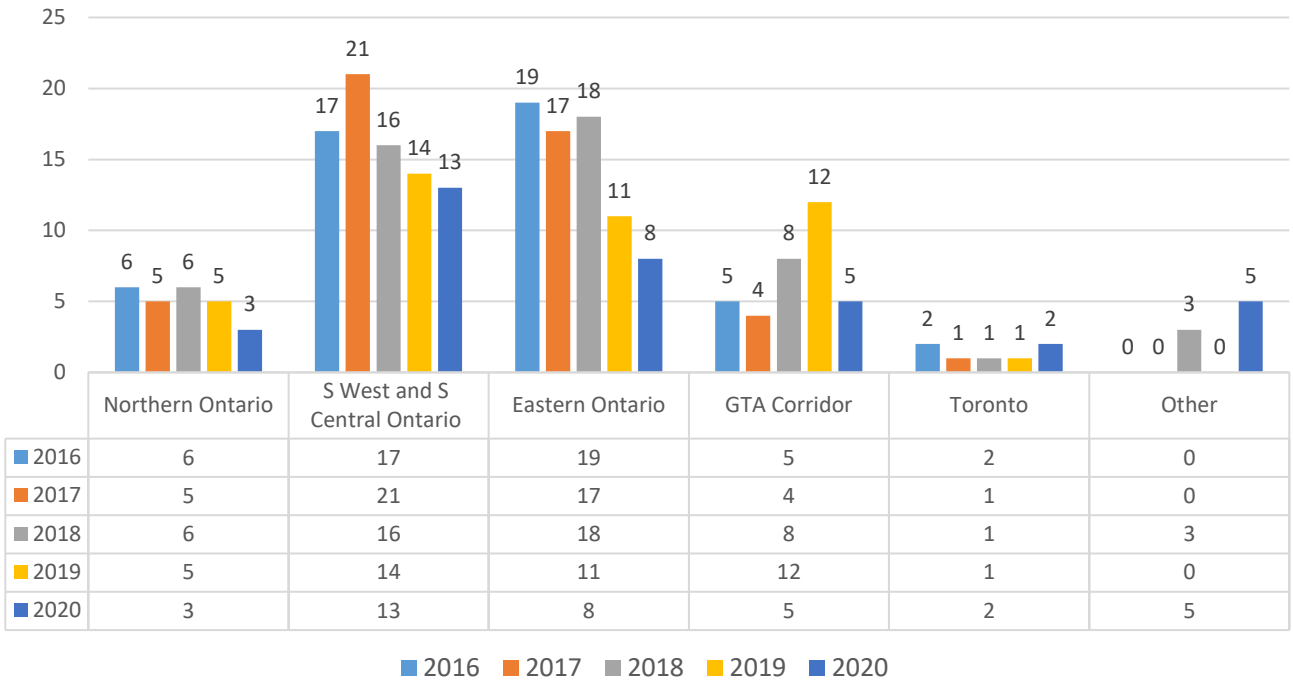
Analysis: At 36 FIRST YEAR (campus) students—the smallest first year class since 2015—we have seven fewer campus students than last year. However, the largest decrease in enrolment is in the one-year Certificate category. Even though historically ~50% of our Certificate students return for a second year, hopefully the larger number of FIRST YEAR students already enrolled in the B.Th. and Diploma programs will persist, softening the long-term budget impact of a smaller Fall 2020 entry class as this cohort moves through the next four years.

	BTH Enrollees	Diploma Enrollees	TOTAL
FALL 2020	11	15	26
FALL 2019	8	14	22
FALL 2018	16	21	37
FALL 2017	15	16	31
FALL 2016	11	15	26
FALL 2015	15	5	20



Program major of entry: Our new program majors continue to make very small inroads into the program major “mix” in our B.Th., while Pastoral Ministry has stayed relatively stable. “Youth Ministry” continues to be our dominant major.

HOME TOWNS OF FIRST YEAR Students (2016-2020)



Analysis: The geographic category with the largest % of decline for Fall 2020 first year students is the GTA corridor (defined as Milton-Mississauga-Oakville-Brampton-Markham-Scarborough-Pickering-Whitby-Ajax-Oshawa)—a decline of ~60% from 2019’s FIRST YEAR class. At this point it’s difficult to tell whether 2019 was an anomaly, or whether we were experiencing an “uptick” in GTA corridor student enrolment, which was, perhaps, negatively affected by COVID-19.

% of GTA Corridor FIRST YEAR Students (2015-2020)

